



ABHEE

Celestial City

Sarjapur-Whitefield Main Road



MORE.

What if more wasn't just a measure,
but a way of living?


What if every morning brought more to look forward to?
More sunlight streaming in.
More calm in the chaos.
More time for what moves you.
More room to grow, breathe, and simply be.

Because it isn't about having it all.
It's about having more of what truly matters.

More moments that linger.
More connections that last.
More of the life you've always imagined.

Not in some distant someday.
But here. Now. Within reach.

Turn the page.
The world of more is unveiling itself.



SPACE.
MORE JOY.
LIFE.





Spacious 2 & 3 BHK apartments,
Off Sarjapur Road.

A project of Abhee Ventures



MORE SPACE.

At Celestial City, space is not a luxury, it's a given. With over 80% of the project dedicated to open, green areas, you'll experience a sense of freedom rarely found in the city.

Walk through serene landscapes, unwind in lush parks, or simply enjoy the privacy of your expansive home. Designed for comfort and elegance, these larger, thoughtfully planned residences offer you room to breathe, grow, and truly live.



MORE JOY.

Indulge in a lifestyle crafted for delight. The grand 60,000 sq.ft clubhouse is a destination, featuring everything from fitness zones and indoor sports to wellness facilities and dedicated spaces for social gatherings.

With 35+ world-class amenities spread across the development, there's always something to do, explore, and enjoy.

Whether it's a morning swim, an evening game, or a weekend celebration, every day is filled with joyful possibilities.



MORE LIFE.

When you live at the heart of it all, life just flows better. Celestial City places you close to what matters most, leading IT hubs, prestigious international schools, top-tier hospitals, malls, and entertainment destinations.

Be it work, education, health, or leisure, everything is just a short drive away. It's not just about convenience, it's about living a life that's vibrant, connected, and complete.



A LIFE WITH MORE BUILT INTO EVERY CORNER.

AMENITIES THAT ELEVATE EVERY DAY.

Celestial City brings you over 35 thoughtfully curated amenities that enrich your lifestyle at every turn. From wellness and recreation to play and relaxation, each space is designed to inspire, energize, and connect.

Discover a world where every age, every mood, and every moment finds its place.





CENTRAL COURTYARD PLAZA

The heart of the community - open, inviting,
and designed for easy strolls, spontaneous gatherings,
and moments of quiet joy.



CRICKET & FOOTBALL GROUND

Expansive, energizing, and ready for every match - perfect for weekend games, team spirit, and childhood memories in the making.

A field of cosmos flowers in shades of pink and purple. A bright sun flare is visible in the upper right corner, creating a soft, hazy atmosphere. The flowers are in various stages of bloom, with some in sharp focus and others blurred in the foreground and background.

FLORAL GARDEN

A blooming escape of colour and calm, where nature puts on a show and every walk feels like a breath of fresh air.



CENTRAL COURTYARD PLAZA

The heart of the community – open, inviting,
and designed for easy strolls, spontaneous gatherings,
and moments of quiet joy.

A modern apartment complex courtyard featuring a large wooden deck with several grey mats laid out for yoga or meditation. In the background, a multi-story apartment building with balconies and glass railings stands. To the right, a glass-enclosed structure, possibly a gym or community room, is visible. The area is surrounded by lush greenery, including trees and shrubs. A man in a black jacket is walking on the left, and a woman is sitting in a yoga pose on the right. The overall atmosphere is serene and active.

MEDITATION WITH YOGA DECK

Elevate your mornings with mindful movement and deep stillness - set in a serene, open-air deck surrounded by greenery.



POOLSIDE PARTY LAWN

Celebrate under the sky beside shimmering waters - ideal for weekend get-togethers, sundown socials, and joyful occasions.

AMENITIES

- Grand entry plaza
- Visitor car parking
- Jogging track
- Entrance water feature
- Sr. citizens' seating
- Kids' & adults' swimming pool
- Pool changing room and toilets
- Multipurpose maidan (party, games etc.)
- Kids' play area on EPDM mat
- Amphitheatre facing maidan
- Cricket practice pitch
- Multipurpose court
- Outdoor gym
- Meditation with yoga deck
- Kids' play area in sand pit with a climbing wall
- Floral garden
- Bus bay
- Central courtyard
- Poolside party lawn
- Pool deck

A cluster of plus signs in various sizes and shades of gray and blue, scattered in the upper left corner of the page.

WHERE MORE HAPPENS UNDER ONE GRAND ROOF.

A 25,000 SQ.FT. DESTINATION OF DELIGHT.

Step into a world where leisure meets luxury. The grand clubhouse at Celestial City isn't just a space -it's an experience. Whether you're looking to work out, wind down, socialize, or simply spend quality time, this vibrant hub offers it all. Spacious, elegant, and brimming with energy, it's where everyday moments turn memorable.







ABHEE
VENTURES PRIVATE LIMITED
CLUB HOUSE

CLUBHOUSE AMENITIES

- Badminton Court
- Squash Court
- Reception Lobby + Waiting Area
- Grocery Store
- Medical Store
- Daycare
- Gym
- Indoor Games
- Cafe
- Party Hall
- Guest Rooms
- Clubhouse Central Courtyard
- Spa / Saloon
- Heated Pool with Changing Rooms & Toilet





MORE POSSIBILITIES PERFECTLY PLACED.

WHERE THE MAP LEADS TO EASE.

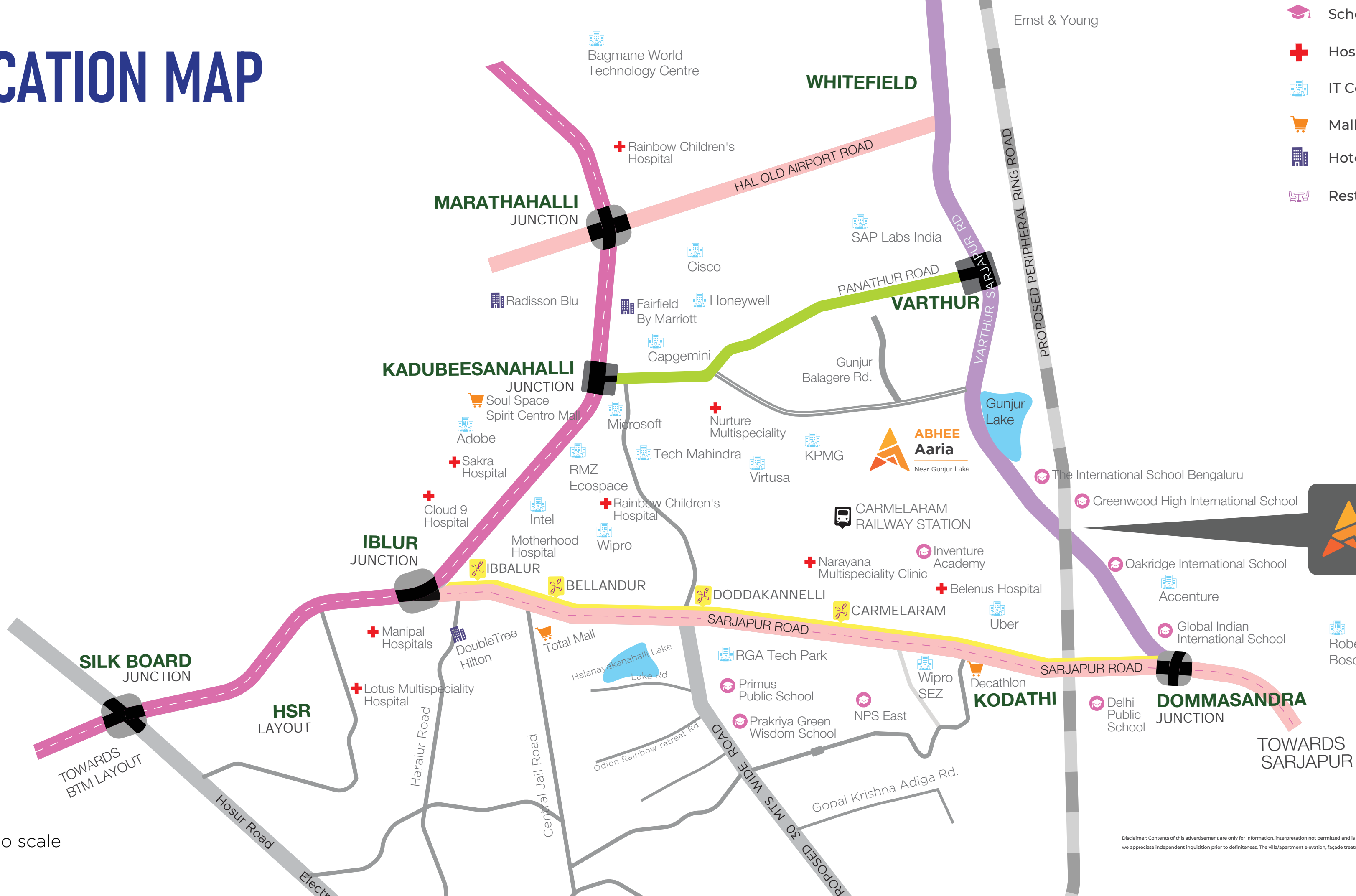
Strategically located off Sarjapur Road, Celestial City is your gateway to a well-connected life. A perfect balance of calm and convenience, the community places you right where you need to be—tucked away in green serenity, yet just minutes from Bengaluru's thriving pulse.



LOCATION MAP



Map not to scale



- Schools
- Hospitals
- IT Companies
- Malls
- Hotels
- Restaurants
- Metro Phase III
- Proposed PRR
- Outer Ring Road
- Sarjapur Road
- NICE Road

**ABHEE**
Celestial City
Sarjapur-Whitefield Main Road

Disclaimer: Contents of this advertisement are only for information, interpretation not permitted and is not an offer for contract. Contact our sales team for accurate information and we appreciate independent inquiry prior to definiteness. The villa/apartment elevation, façade treatment, doors & window frames, colour, landscaping and car shown are indicative and for representation purposes only.

A cluster of plus signs in various sizes and shades of gray, some solid and some outlined, arranged in a circular pattern in the top left corner.

LIVE CLOSER TO EVERYTHING THAT MATTERS MORE

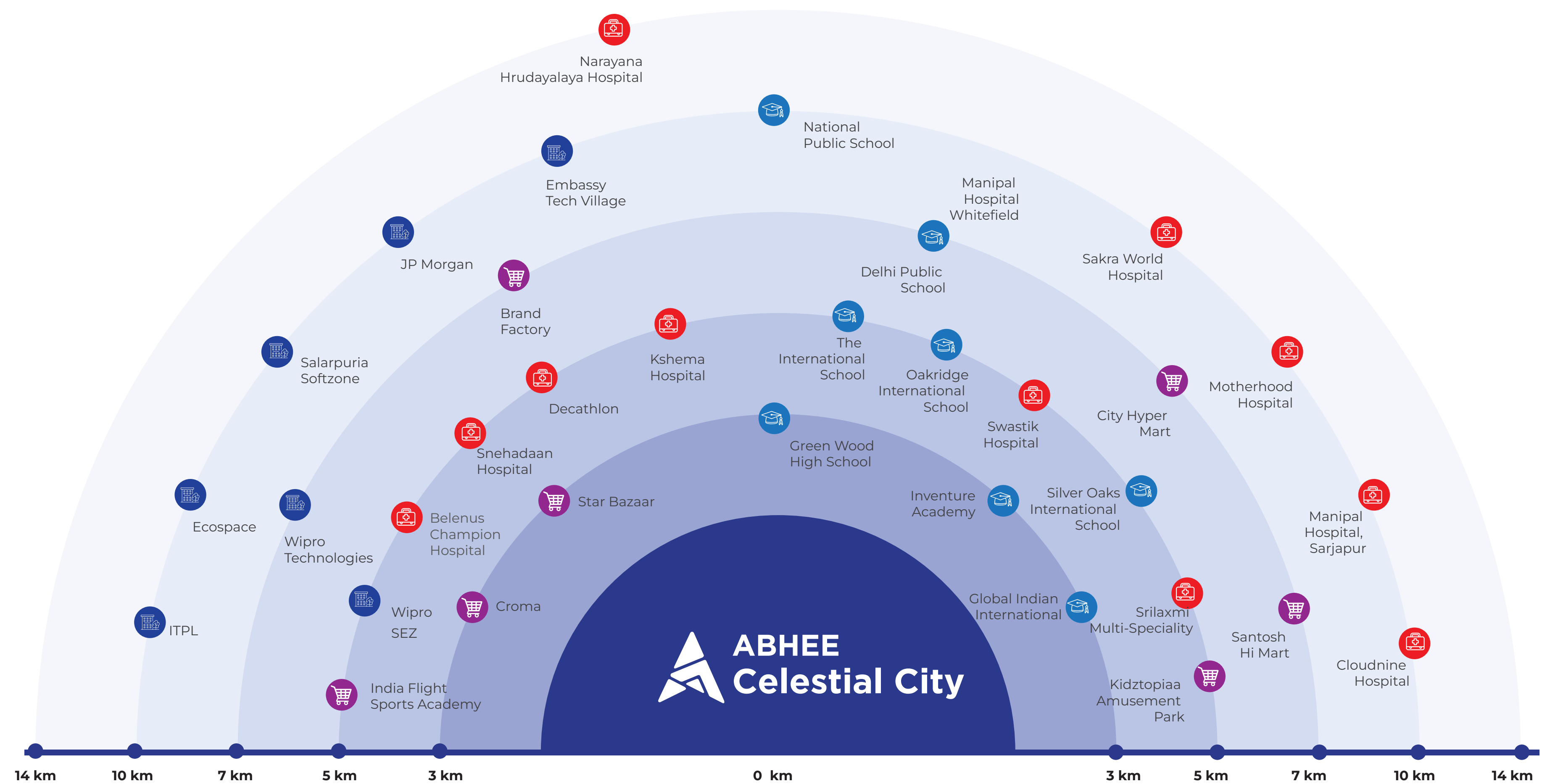
EVERY DESTINATION, CLOSER THAN YOU THINK.

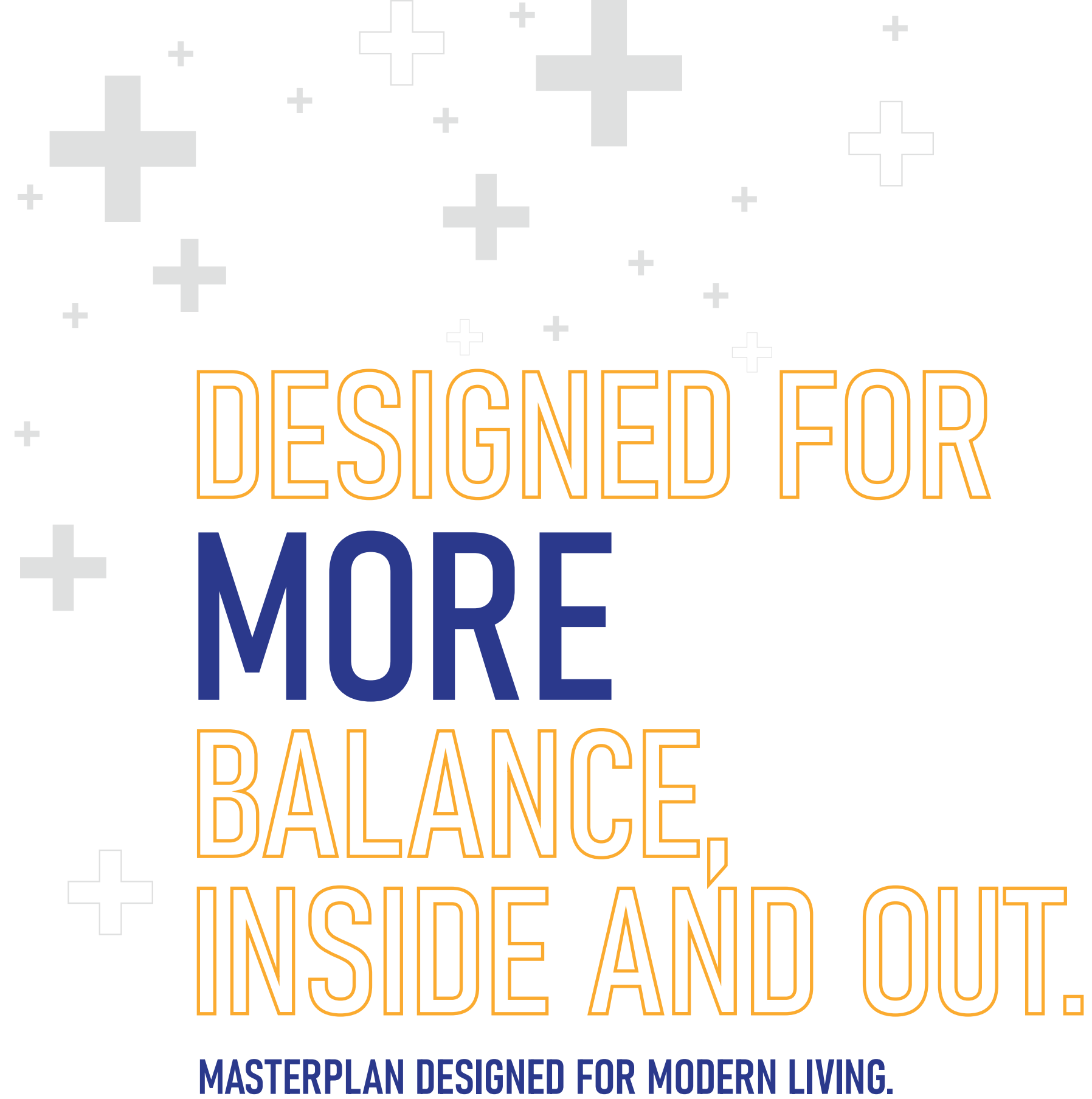
Live where everything aligns—be it work, learning, or leisure. With leading IT parks, reputed schools, top hospitals, and lifestyle destinations just a short drive away, Celestial City cuts down commute time and adds more to life.



ABHEE
Celestial City

- Education
- Healthcare
- Shopping Malls
- IT Hubs



A cluster of plus signs in various sizes and shades of gray, some solid and some outlined, arranged in a loose, organic pattern in the top left corner.

DESIGNED FOR MORE BALANCE, INSIDE AND OUT.

MASTERPLAN DESIGNED FOR MODERN LIVING.

Crafted with foresight and finesse, the masterplan of Celestial City reflects a seamless blend of nature, space, and structure. Expansive green zones, intuitive road networks, carefully zoned residential clusters, and amenity-rich areas come together to create a vibrant, walkable community that feels as good as it looks.

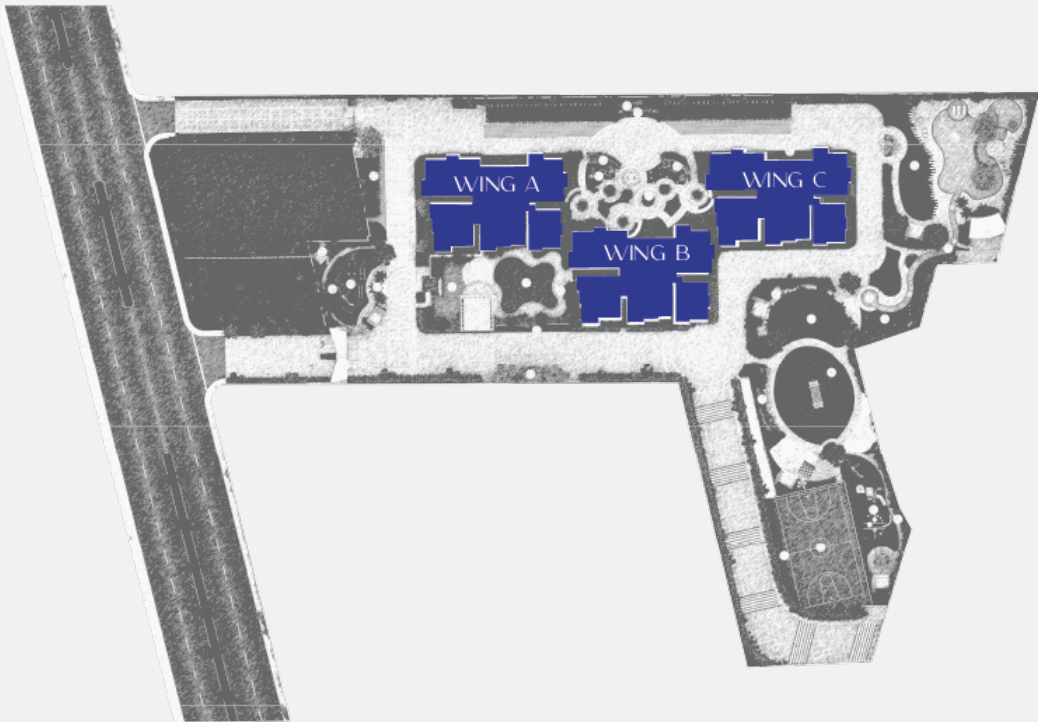


MASTERPLAN

LEGENDS



WING A, B & C



3 BHK - 1950 SQ. FT.



TYPE A1, B6, C12
(2nd Floor to 26th Floor)

UNITS :
WING A : A201 TO A2601
WING B : B206 TO B2606
WING C : C212 TO C2612

CARPET AREA: 1246 sq.ft.

SBA: 1950 sq.ft.



3 BHK - 1990 SQ. FT.



TYPE A3, B7, C11

(2nd Floor to 26th Floor)

UNITS :

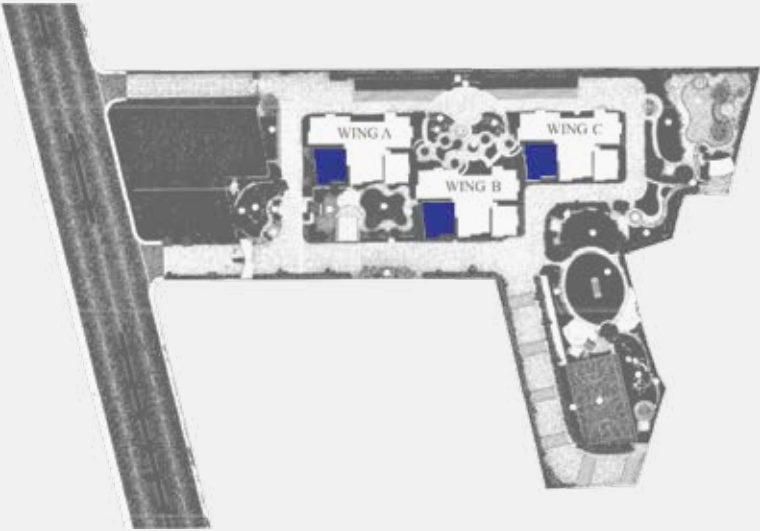
WING A : A203 - A2603

WING B : B207 - B2607

WING C : C211 - C2611

CARPET AREA: 1208 sq.ft.

SBA: 1990 sq.ft.



2.5 BHK (3 BHK+2T) - 1680 SQ.FT.

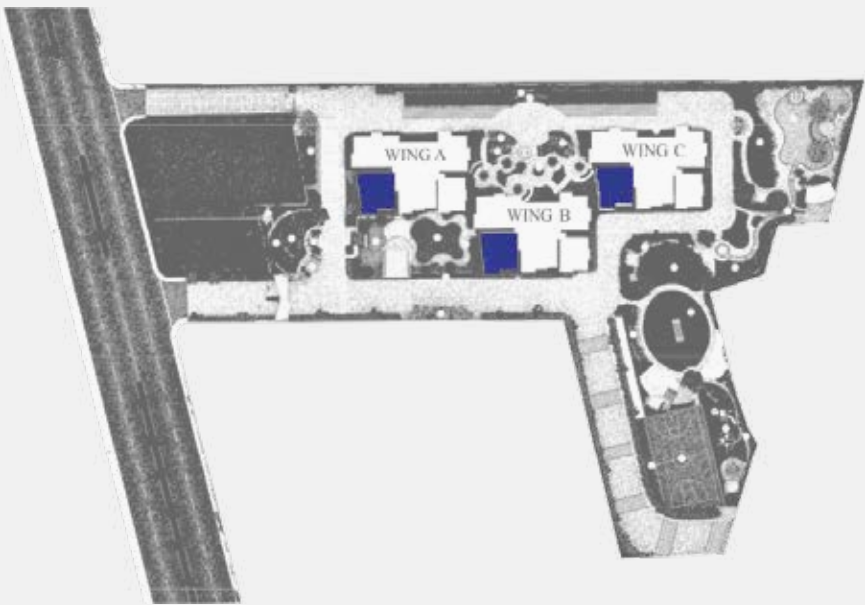


TYPE A2, B10, C13
(2nd Floor to 26th Floor)

UNITS :
WING A : A202 TO A2602
WING B : B210 TO B2610
WING C : C213 TO C2613

CARPET AREA: 1045 sq.ft.

SBA: 1680 sq.ft.



Entry

2.5 BHK (3 BHK+2T) - 1685 SQ.FT.



TYPE A4, B8, C15
(2nd Floor to 26th Floor)

UNITS :
WING A : A204 - A2604
WING B : B208 - B2608
WING C : C215 - C2615

CARPET AREA: 1057 sq.ft.

SBA: 1685 sq.ft.



2 BHK - 1345 SQ.FT.

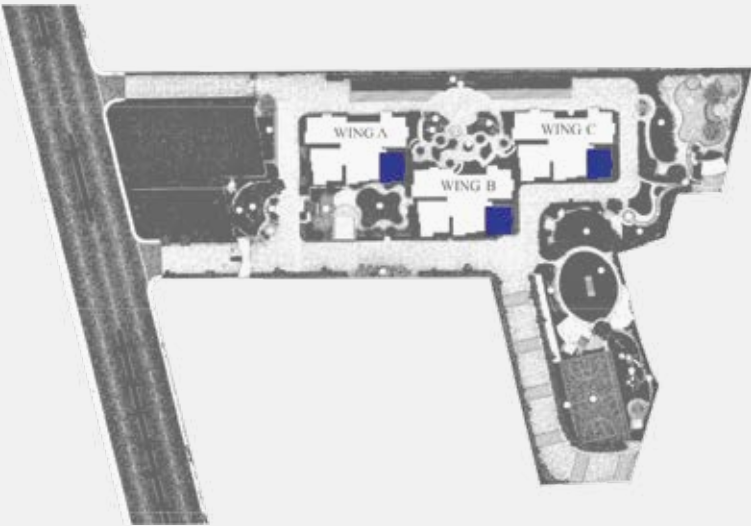


TYPE A5, B9, C14
(2nd Floor to 26th Floor)

UNITS :
WING A : A205 TO A2605
WING B : B209 TO B2609
WING C : C214 TO C2614

CARPET AREA: 842 sq.ft.

SBA: 1345 sq.ft.





CRAFTED WITH **MORE** CARE IN EVERY DETAIL.

SPECIFICATIONS THAT SPEAK OF QUALITY.

At Celestial City, every element is a mark of excellence. From premium fittings and finishes to smart layouts and durable materials, each detail is thoughtfully selected to deliver lasting comfort, style, and performance. Because you deserve a home built not just to impress, but to endure.



SPECIFICATIONS

SUPER STRUCTURE

- RCC shear wall-framed Structure.

WALLS

- External Walls: Aluminum formwork and shear wall technology.
- Internal Walls: Aluminum formwork and shear wall technology.

CEILING FINISHES

- Drawing, Dining, Living, Bedrooms, Kitchens, and Balcony: Smoothly finished with putty and premium emulsion paint.
- Bathrooms: Grid Ceiling to cover all service lines.

WALLS FINISHES

- Drawing, Dining, Living, Bedrooms, Kitchens And Balcony: Smoothly finished with putty and premium emulsion paint.
- Bathrooms: Tiles cladding up to 7 feet height to be provided.

FLOORING

- Drawing, Dining, Living, Bedrooms, Kitchens: 800 X 800 mm size Vitrified tiles of reputed brands with spacer joint.
- Balcony/Bathrooms/ Utility: Anti-Skid tiles reputed brands
- Corridors: Vitrified tiles of reputed brands with spacer joints.
- Staircase: Natural Stone / Granite.

WINDOWS / GRILLS

- All windows are of UPVC Glazed Sliding shutters and mosquito mesh shutters with necessary hardwares and M.S Grills.

JOINARY WORKS / DOORS

- Main Door: African Teak Wood frame, finished with Golden Teak veneer solid flush door shutter and necessary reputed hardware.
- Bedroom Doors: Beachwood frame, solid flush doors finished with beach veneer and necessary reputed hardware.
- Bathroom Doors: Beachwood frame, solid flush doors finished with beach veneer on front side and white laminate on back side with necessary reputed hardware.
- Balcony Doors: UPVC Glazed French Sliding Door with mosquito mesh provision.

ALL BATHROOMS

- Counter-Top type washbasin with single lever basin mixer.
- Wall mount EWC with Concealed flush tank.
- Single level bath and shower mixer.
- Provision for geysers in all bathrooms.
- All sanitary and CP fittings: Jaguar Brand.

KITCHEN

- Kitchen wall tile dado up to 2 feet height.
- Provision for water purifier. Provision for washing machine in utility.

TV / TELEPHONE / INTERNET

- Provision for Fiber to the Home (FTTH) with Wi-Fi, Internet, DTH / intercom.
- Telephone & Internet: Drawing Room and Master-Bedroom.
- Television Points: Living and Master-Bedroom.

ELECTRICAL

- Concealed copper wiring of reputed make.
- Power outlet for air-conditioners in all bedrooms and living.
- Power outlets for geysers in all bathrooms and utility. Power outlets for chimney,
- Hob, refrigerators, microwave oven, mixer/grinder, exhaust, dishwasher in kitchen.
- Washing machine point in utility area.
- Single phase supply for each unit and individual meters.
- Miniature circuit breakers (MCB) for each distribution board of reputed make.
- Modular switches of reputed make.

WATER-PROOFING

- Waterproofing shall be provided for all bathrooms, balconies, utility area and terrace.

SECURITY

- Sophisticated round-the-clock security system.
- Comprehensive security system with Cameras in appropriate locations.

FIRE SAFETY

- Fire alarm, automatic sprinklers and wet risers as per Fire authority Regulations.

POWER BACK-UP

- DG backup up to 1.2 kW for 2BHK, 2.5BHK and 1.5 kW for 3BHK except for AC's and Geysers.
- Additional 100% power back-up for amenities, lifts, water pumps and common area lightings.

LIFTS AND LIFT LOBBIES

- High-speed lifts of reputed make.
- Lift lobby cladding with vitrified tiles / Granite.

WTP & STP

- Treated water will be made available through water softening for domestic purpose.
- A sewage treatment plant of adequate capacity as per norms will be provided inside the project.
- Treated sewage water will be used for landscaping and flushing purpose.

CAR PARK

- Well designed to suit the number of car parks required. Parking signage and equipment at required places to improve driving comfort. Dedicated space for cars charging will be provided.

PNG

- Provision for supply of gas from a piped natural gas system.



Abhee Aaria



Abhee Tranquila



Abhee Pride



Abhee Silicon Shine II

OUR ONGOING PROJECTS



Abhee Riviera Royale



Abhee Serenity Springs



Abhee Natura

All Images are artistic impression

BUILDING TIMELESS
HOMES WITH A VISION
FOR THE FUTURE

TRANSFORMING BENGALURU
SINCE 2009



3500+
Happy Families



16 Projects
Completed



8 Ongoing
Projects



7 Mega Projects
Launching Shortly